



Unit Plan: Crime Scene Protocols

This is the second unit in a high school Forensic Science course. In this unit students begin to master the skills needed to handle evidence. When a crime has been committed and a crime scene is identified, the Crime Scene Investigators (CSIs) are called in to process the scene. Students learn the steps that CSIs take to document and preserve the details at the scene. Students earn a badge as they become expert the skills needed to be a CSI.

Objectives:

Students will be able to:

- Plan steps to take when processing a crime scene
- Identify packaging required for certain types of evidence
- Document and photograph a crime scene
- Isolate, record, and search for evidence
- Preserve chain of custody
- Understand the limitations of eyewitness accounts
- Explore career opportunities in forensic investigation



NGSS Standards:

SEP1	Asking Questions and Defining Problems
SEP2	Developing and Using Models
SEP3	Planning and Carrying Out Investigations
SEP8	Obtaining, evaluating, and communicating information
CCC2	Cause and Effect

Common Core ELA Standards:

RCA-ST.11-12.4	Determine the meaning of general academic vocabulary as well as symbols, notations, key terms and other domain-specific words and phrases as they are used in a specific scientific or technical context to grades 11-12 text and topics
RCA-ST.11-12.7	Integrate and evaluate multiple sources of information presented in diverse formats and media in order to address a question or solve a problem
RCA-ST.11-12.9	Synthesize information from a range of sources into a coherent understanding of a process, phenomenon, or concept, resolving conflicting information when possible
RCA-ST.11-12.1 0	Independently and proficiently read and comprehend science/technical texts exhibiting complexity appropriate for the grade/course



Vocabulary

Crime Scene Protocols

link to: [vocabulary document](#) or to [quizlet](#)

Trace evidence	Locard's Exchange Principle	Medical Examiner	Detective
Specialist	Crime Scene	Primary crime scene	Secondary crime scene
First Responding Officer	Conditional evidence	Paper Bindle	Chain-of-Custody

Schedule

**Each day the class meets for 90 minutes

Day 1:	Observation Skills notes and activity Introduce Careers in Forensics Blog Project
Day 2:	Lecture: Crime Scene Protocols with note guide Making a Paper bindle: Youtube video and student mastery Vocabulary Quizlet: practice! Use extra time and for homework
Day 3:	Project: Documenting a Crime Scene
Day 4:	Independent Work Day: Create Crime Scene Documentation Presentation Post Careers in Forensics Summaries and comment on 2 other careers Practice vocabulary terms in Quizlet
Day 5:	Presentations: Documenting a Crime Scene Crime Scene Protocols Test

Daily Lesson Plans

Click on a day to open the full lesson plan document:

Day 1: [Observation Skills & Careers in Forensics](#)

Day 2: [Crime Scene Protocols](#)

Day 3: [Documenting a Crime Scene](#)

Day 4: Independent Work Day

Day 5: Assessment







*Each lesson plan is written for a 90-minute class, make adjustments based on different class times.



This work is licensed under a Creative Commons [Attribution-NonCommercial-ShareAlike 4.0 International](#) License.

Activities & Resources

The documents linked throughout this unit plan are free to use and share. Aside from the TPT resources, everything in the list below is freely available.

	Forensics Crime Scene Pinterest Page (my curated links to many, many helpful resources for this unit)
	Observation Skills Note Guide to Accompany FREE Prezi Observation Skills Lecture Presentation and Note Guide Careers in Forensics Blog Post Research Project Crime Scene Protocols Note Guide to Accompany FREE Prezi Documenting a Crime Scene Project
	Fight Wrongful Conviction: The Innocence Project Trace Evidence Pt.1 Trace Evidence Pt. 2 Youtube: Druggist Fold
	Observation Skills Prezi Crime Scene Protocols Prezi
	Crime Scene Protocols Quizlet
	Send me an email - your feedback is important to me, and I am always looking for new topics and ideas to create

Check for updates to this document by viewing it as a [Google Doc](#)

